



*The Maryland State Medical Society*



1211 Cathedral Street  
Baltimore, Maryland 21201  
(800) 492-1056 phone  
(410) 244-0947 fax

## **Medicaid Coverage of Medicare Co-Payment Cuts**




*A Survey of the Members of MedChi, The Maryland State Medical Society*

## Medicaid coverage of Medicare co-payment cuts

### 1. Were you aware of this change in Medicaid payment protocols prior to receiving notice from MedChi?

	Response Percent	Response Count
Yes 	52.1%	86
No 	47.9%	79
<i>answered question</i>		165
<i>skipped question</i>		0

### 2. If yes, how did you become aware?

	Response Percent	Response Count
Received copy of memo from Medicaid 	86.5%	77
Informed by other physicians 	6.7%	6
Informed by office or facility support staff 	6.7%	6
Other (please specify)		10
<i>answered question</i>		89
<i>skipped question</i>		76



### 3. Based on the information you have received so far, are you able to determine the effect this change will have on your practice?

	Response Percent	Response Count
Minimal or none	4.9%	8
Minor	19.6%	32
<b>Significant</b>	<b>42.9%</b>	<b>70</b>
Severe	10.4%	17
(Can't determine at this time)	22.1%	36
<i>answered question</i>		<b>163</b>
<i>skipped question</i>		<b>2</b>





### 4. Does this change the likelihood that your practice will continue to be able to see Medicaid patients?

	Response Percent	Response Count
Don't see Medicaid patients currently	7.3%	12
Not at all or more likely	7.3%	12
Somewhat less likely	26.2%	43
<b>Much less likely</b>	<b>36.0%</b>	<b>59</b>
Will definitely stop seeing Medicaid patients when policy is implemented	23.2%	38
<i>answered question</i>		<b>164</b>
<i>skipped question</i>		<b>1</b>




**5. Have you used the e-mail contact provided by DHMH (Medicaid@dhmh.state.md.us) to obtain information about the cuts?**

	Response Percent	Response Count
Yes 	10.3%	16
No 	89.7%	140
<i>answered question</i>		156
<i>skipped question</i>		9

**6. If yes, how much time elapsed before you received a response?**

	Response Percent	Response Count
Less than 24 hours 	10.0%	2
24-48 hours 	30.0%	6
More than 48 hours, but less than one week 	15.0%	3
One week or more	0.0%	0
Have not received response yet 	45.0%	9
<i>answered question</i>		20
<i>skipped question</i>		145

**7. How well was your question answered?**

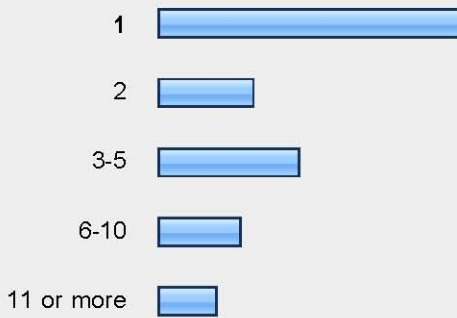
	Response Percent	Response Count
Completely answered 	12.5%	2
Partially answered 	31.3%	5
Not well answered at all 	56.3%	9
<i>answered question</i>		16
<i>skipped question</i>		149

### 8. How could the answer have been more helpful?





















	Response Count
	8
<i>answered question</i>	8
<i>skipped question</i>	157

### 9. How many physicians are in your practice?

	Response Percent	Response Count
1	45.9%	67
2	13.7%	20
3-5	20.5%	30
6-10	11.6%	17
11 or more	8.2%	12
<i>answered question</i>		146
<i>skipped question</i>		19



























## 10. Please indicate your main area(s)of practice

	Response Percent	Response Count
Allergy/Immunology 	1.4%	2
Cardiology 	2.9%	4
Colon & Rectal Surgery 	1.4%	2
Critical Care Medicine	0.0%	0
Dermatology 	3.6%	5
Emergency medicine 	1.4%	2
Endocrinology 	0.7%	1
ENT (Otolaryngology) 	2.2%	3
Family Medicine 	13.7%	19
Gastroenterology 	5.8%	8
General Practice 	2.2%	3
General Surgery 	6.5%	9
Geriatric Medicine 	3.6%	5
Gynecology 	0.7%	1
Hand Surgery 	0.7%	1
Hematology 	2.9%	4
Immunology	0.0%	0
Infectious Disease 	0.7%	1
<b>Internal Medicine </b>	<b>19.4%</b>	<b>27</b>
Nephrology 	2.9%	4
Neurology 	2.9%	4
Neurosurgery	0.0%	0
Obstetrics	0.0%	0
Obstetrics & gynecology 	3.6%	5

Oncology	<input type="checkbox"/>	6.5%	9
Ophthalmology	<input type="checkbox"/>	10.1%	14
Orthopedic surgery	<input type="checkbox"/>	5.0%	7
Orthopedic (foot & ankle)	<input type="checkbox"/>	2.2%	3
Pediatrics	<input type="checkbox"/>	1.4%	2
Physical Medicine & Rehabilitation	<input type="checkbox"/>	2.2%	3
Psychiatry	<input type="checkbox"/>	2.2%	3
Psychiatry, Child & Adolescent	<input type="checkbox"/>	0.7%	1
Pulmonary medicine	<input type="checkbox"/>	1.4%	2
Radiology		0.0%	0
Surgery, other	<input type="checkbox"/>	2.2%	3
Urology	<input type="checkbox"/>	2.2%	3
Vascular Surgery	<input type="checkbox"/>	1.4%	2
		Other (please specify)	13
		<b><i>answered question</i></b>	<b>139</b>
		<b><i>skipped question</i></b>	<b>26</b>

## 11. Which County or Counties do you practice in?

	Response Percent	Response Count
Allegany 	2.7%	4
Anne Arundel 	12.2%	18
Baltimore City 	11.6%	17
Baltimore County 	12.2%	18
Calvert 	1.4%	2
Caroline 	1.4%	2
Carroll 	3.4%	5
Cecil 	1.4%	2
Charles 	3.4%	5
Dorchester 	1.4%	2
Frederick 	8.2%	12
Garrett 	0.7%	1
Harford 	8.2%	12
Howard 	5.4%	8
Kent 	1.4%	2
<b>Montgomery </b>	<b>23.8%</b>	<b>35</b>
Prince George's 	12.2%	18
Queen Anne's 	2.0%	3
St. Mary's 	1.4%	2
Somerset 	0.7%	1
Talbot 	2.7%	4
Washington 	3.4%	5
Wicomico 	4.1%	6
Worcester 	2.0%	3
(do not practice in Maryland)	0.0%	0



	<i>answered question</i>	147
	<i>skipped question</i>	18

**12. Please provide your best estimate of the number of Medicaid patients your practice sees in a typical month.**

	Response Average	Response Total	Response Count
Monthly Medicaid patients	84.81	10,516	124
	<i>answered question</i>		124
	<i>skipped question</i>		41

